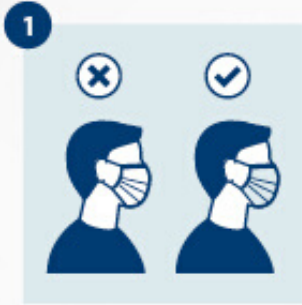


# How to properly wear a face mask



1 ENSURE THE PROPER SIDE OF THE MASK FACES OUTWARDS



2 SECURE THE STRINGS BEHIND YOUR HEAD OR OVER YOUR EARS



3 PRESS THE METALLIC STRIP TO FIT THE SHAPE OF THE NOSE



4 COVER MOUTH AND NOSE FULLY MAKING SURE THERE ARE NO GAPS



5 WEAR MASK



6 DO NOT TOUCH THE MASK WHILE USING IT, IF YOU DO WASH YOUR HANDS



7 REMOVE THE MASK FROM BEHIND BY HOLDING THE STRINGS WITH CLEAN HANDS

**FACTS.**  
**OVER FEAR**

COVID-19

## FACE COVERINGS





### GUIDANCE FOR EFFECTIVE USE



TRY NOT TO TOUCH YOUR FACE WHEN PUTTING ON AND TAKING OFF A FACEMASK

WASH YOUR CLOTH FACEMASK ROUTINELY WITH YOUR REGULAR LAUNDRY.



ALWAYS WASH YOUR MASK IF YOU HAVE BEEN AROUND SICK PEOPLE OR WHEN IT BECOMES WET OR VISIBLY DIRTY.

WASH YOUR HANDS BEFORE PUTTING ON YOUR MASK AND AFTER TAKING IT OFF.

